Name:_____ Class:_____

- Complete all answers on this question paper.
- Calculators may not be used.

1. What number belongs on the number line at the position that the arrow is pointing to?

(1)

2. Which position best indicates 2 600 on the number line? *Tick the correct option.*

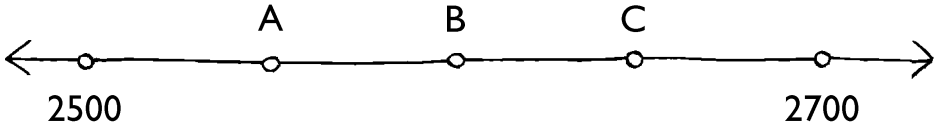

☐ A ☐ B ☐ C (1)

3. Write $2\frac{3}{10}$ as a decimal fraction. (1)

4. Which number is a prime number? *Tick the correct option.*

☐ 12 ☐ 19 ☐ 21 ☐ 30 (1)

Assessment developed by: Brombacher and Associates©

5. Complete. *Fill in the answer only.*

a) 5 000 + 700 + 2 = _____ (1)

b) 8 700 – 3 900 = _____ (1)

c) 54 × 5 = _____ (2)

d) 39 – _____ = 31,2 (1)

e) R_____ = R3,60 + R2,45 (1)

f) $8\frac{1}{4}$ – _____ = $7\frac{3}{4}$ (1)

g) Double $1\frac{3}{5}$ = _____ (1)

6. a) One day consists of 24 hours. How many hours is 3-fourths of a day?

_____ hours (1)

b) How many fourths are there in 1-half?

(1)

7. Which number is larger? *Tick the correct option.*

☐ $\frac{1}{2}$ ☐ $\frac{3}{5}$ (1)

8. Calculate. *Show your working.*

a) 150 + 273

(2)

Assessment developed by: Brombacher and Associates©

b) $\frac{3}{4} + \frac{5}{8}$

(2)

9. To mix an Oros drink, you need 1 part concentrate with 3 parts water.

   If you want to make 60 ml of Oros drink, how much water do you need? *Show your working.*

_____ ml (2)

10. 100 marbles are divided amongst 9 boys. How many more marbles are needed so that each boy will get the same number of marbles and there will be no marbles left over? *Show your working.*

_____ marbles (2)

Assessment developed by: Brombacher and Associates©

11. Kagiso makes pictures with dots. The first three pictures make a pattern.

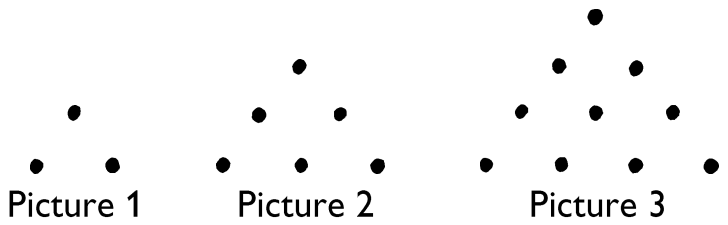

a) How many dots will be in picture 4?

_____ dots (1)

b) The table gives the number of dots in Kagiso's pictures.

Picture number	1	2	3	5	7
Number of dots	3	6	10	21	?

How many dots will there be in picture 7? *Explain how you get your answer.*

_____ dots (2)

c) Which statement best describes Kagiso's pattern? *Tick the correct option.*

☐ The number of dots added onto each picture is constant.

☐ The picture number multiplied by 3 will give you the number of dots.

☐ The number of dots added to each new picture increases by 1 each time. (1)

Assessment developed by: Brombacher and Associates©

12. Study the flow diagram. Fill in the missing rules.

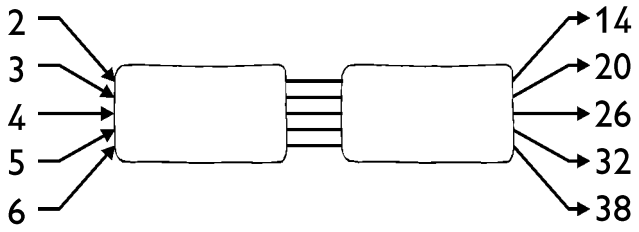

(2)

13. Study the five polygons.

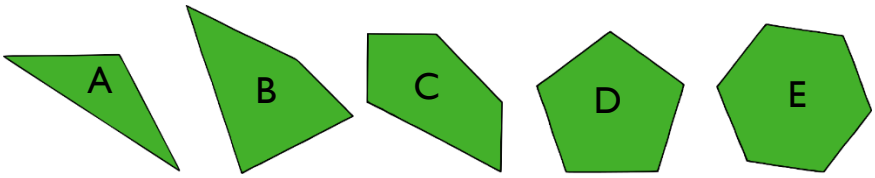

a) Which 2D shape is a quadrilateral? *Tick the correct option.*

☐ A ☐ B ☐ C ☐ D ☐ E (1)

b) Which 2D shapes are regular? *Tick all the correct options.*

☐ A ☐ B ☐ C ☐ D ☐ E (1)

14. Select the net that can be folded to create a rectangular prism. *Tick the correct option.*



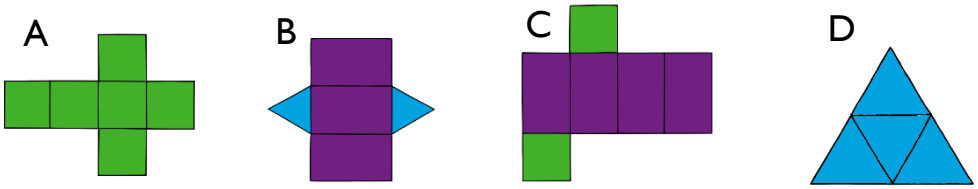

☐ A ☐ B ☐ C ☐ D (1)

Assessment developed by: Brombacher and Associates©

15. Which lines are lines of symmetry?
Tick all the correct options.

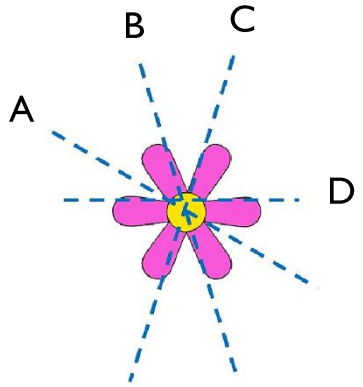

- ☐ A
- ☐ B
- ☐ C
- ☐ D

(1)

16. Study the picture. Select the INCORRECT statement.



- ☐ All the children can see the chimney.
- ☐ Child A can see the front door.
- ☐ Child B has a side view of the house.
- ☐ No one has a top view of the house in the picture. (1)

17. Which is the most likely mass (or weight) of a Grade 4 boy?
Tick the best option.

- ☐ 4 grams
- ☐ 40 kilograms
- ☐ 4 kilograms
- ☐ 4 metres (1)

18. What is the capacity of a tablespoon? *Tick the best option.*

- ☐ 15 milliltres
- ☐ 5 litres
- ☐ 50 millilitres
- ☐ 5 metres (1)

Assessment developed by: Brombacher and Associates©

19. Determine the perimeter of this shape.

_____ units

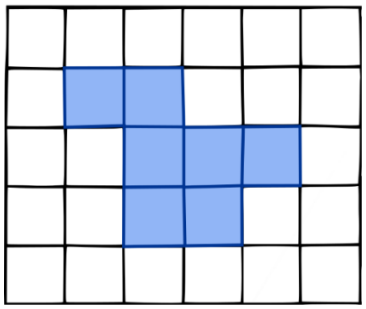

(1)

20. Determine the area of this shape.

_____ square units

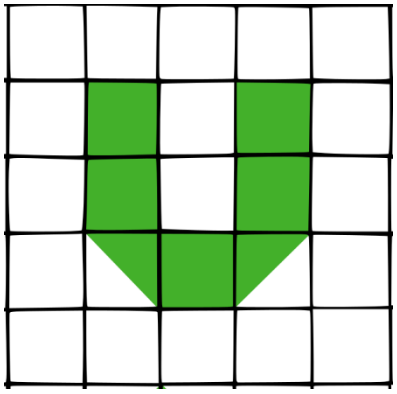

(1)

21. Study the polygons shown on the grid.

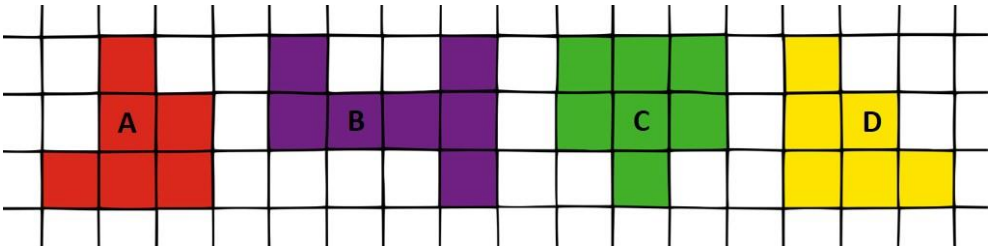

Select all the statements that are correct.

- ☐ A and B have equal areas.
- ☐ B and C have equal areas.
- ☐ The shapes all have equal perimeters.
- ☐ A, C and D have equal perimeters.
- ☐ The area of all the shapes are equal. (2)

Assessment developed by: Brombacher and Associates©

22. The Grade 4s were asked to vote on what movie genre they would like to watch. Their replies are presented in this pie graph.

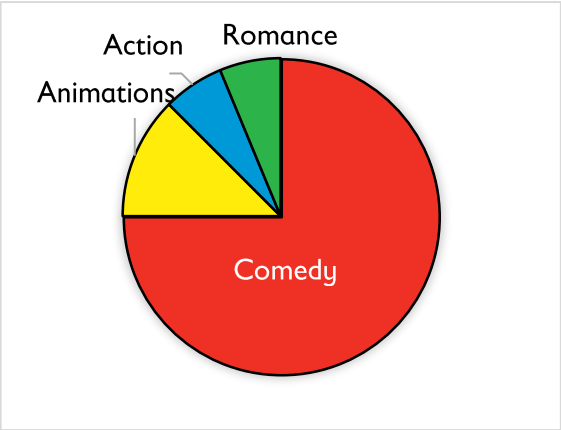

a) Which two genres were the least popular?

(1)

b) What fraction of Grade 4s voted for comedy? *Tick the best option.*

☐ $\frac{1}{2}$ ☐ $\frac{1}{4}$ ☐ $\frac{3}{4}$ ☐ $\frac{1}{3}$ ☐ $\frac{2}{3}$ (1)

23. If a 50c coin was tossed 200 times, approximately how many times could you expect it to land on heads?

(1)

Assessment developed by: Brombacher and Associates©

24. Lesedi sells ice lollies. The bar graph shows how many ice lollies she sold each month. If she sold them for R5 each, at the end of which months did she earn R140?

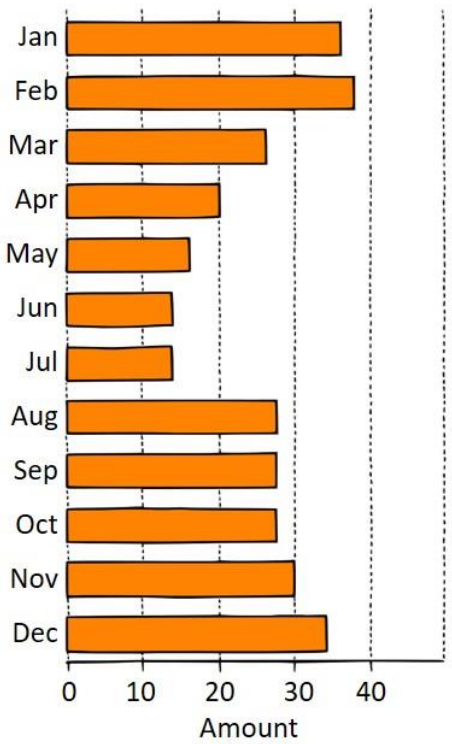

(2)

Assessment developed by: Brombacher and Associates©