Name:_____ Class:_____

- Complete all answers on this question paper.
- Calculators may not be used.

1. What number belongs on the number line at the position that the arrow is pointing to?

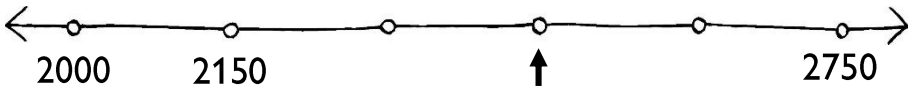

(1)

2. Which position best indicates $11\frac{1}{2}$ on the number line? *Tick the correct option.*

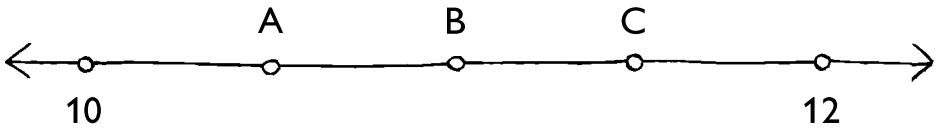

☐ A ☐ B ☐ C (1)

3. a) Write 0,7 as a common fraction. (1)

   b) Write $\frac{2}{5}$ as a decimal fraction. (1)

4. Which number is larger, $\frac{4}{5}$ or $\frac{5}{6}$? *Explain how you determined your answer.*

(2)

Assessment developed by: Brombacher and Associates©

5. Complete. *Fill in the answer only.*

a) Double 4 600 = _____ (1)

b) 22 000 – _____ = 19 500 (1)

c) 3 070 + 650 = _____ (1)

d) 11 × 12 = _____ (1)

e) $\frac{3}{4}$ of 28 = _____ (1)

f) 10,5 + 4,6 = _____ (1)

6. Calculate. *Show your working.*

a) 147 ÷ 7

(2)

b) $5\frac{1}{4}$ + _____ = $6\frac{1}{8}$

(2)

7. A pizza is cut into four equal pieces. Each of these pieces is cut into 3 equal pieces. What fraction of the pizza is each of the new pieces? *Show your working.*

(2)

Assessment developed by: Brombacher and Associates©

8. Daniel mixes 5 litres of red paint with 4 litres of yellow paint to get a certain colour. If he has 27 litres of mixed paint, how many litres red paint did he use? *Show your working.*

_____ litres (2)

9. Junior has a bag containing between 50 and 100 marbles. If he puts them into groups of 6, then there is 1 marble left over. If he puts them into groups of 7, then there are 3 marbles left over. How many marbles are in the bag? *Show your working.*

_____ marbles (2)

10. Write the next number in the pattern.

a) 14 500; 14 750; 15 000; 15 250; 15 500; _____ (1)

b) 9 097; 9 098; 9 099; _____ (1)

Assessment developed by: Brombacher and Associates©

11. Naledi makes pictures with blocks. The first three pictures make a pattern.

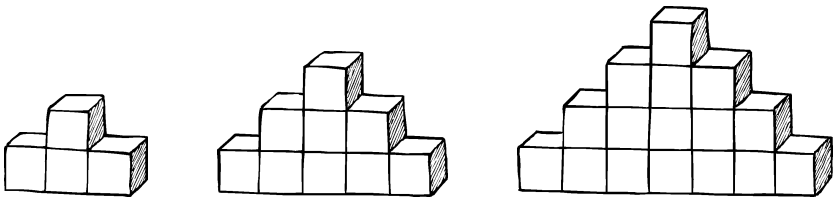

Picture 1 Picture 2 Picture 3

a) How many blocks will be in picture 4?

_____ blocks (1)

b) How many blocks will be in picture 8? *Explain how you get your answer.*

_____ blocks (2)

c) Which statement best describes Naledi's pattern. *Tick the correct option.*

☐ 5 blocks are added to each picture every time.

☐ The number of blocks added increase by 2 every time.

☐ You can multiply the picture number by 4 to get the number of blocks.

☐ There is no pattern. (1)

12. What is the name of this polygon?

(1)

Assessment developed by: Brombacher and Associates©

13. What is the name of this polyhedron? *Tick the correct option.*

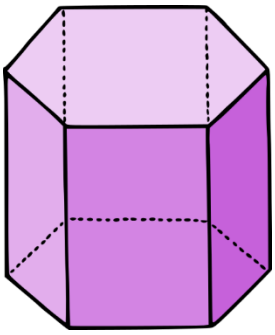

- ☐ hexagonal-based pyramid
- ☐ hexagonal-based prism
- ☐ hexagon
- ☐ rectangular-based prism (1)

14. How many faces are there in a hexagonal-based pyramid?



_____ faces (1)

15. Study the map below.

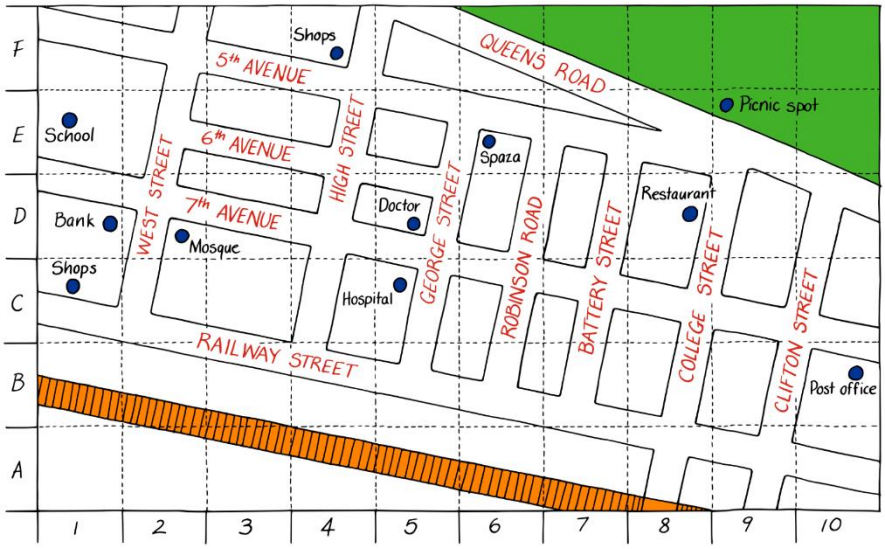

What do you find at C5? *Tick the correct option.*

- ☐ a school
- ☐ a restaurant
- ☐ a hospital
- ☐ a bank (1)

Assessment developed by: Brombacher and Associates©

16. On the square grid, draw the view from the right of this arrangement of blocks.

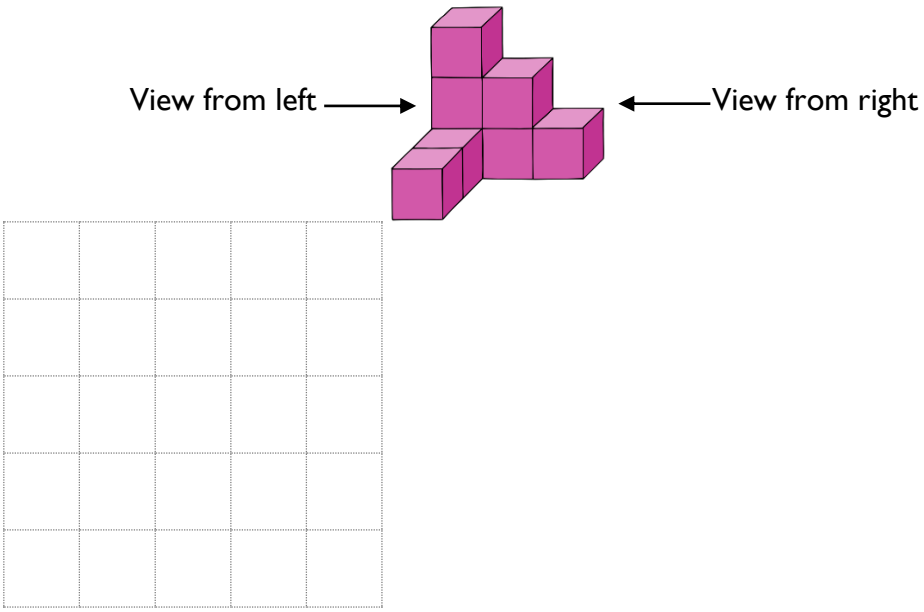

(1)

17. Which two angles in this polygon are right angles? *Tick the two correct options.*

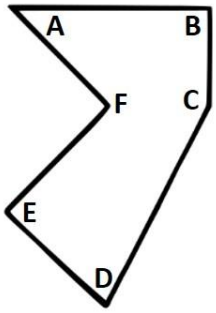

☐ A ☐ B ☐ C

☐ D ☐ E ☐ F

(1)

18. What time is showing on this clock? *Tick the correct option.*

☐ 7 minutes to 5

☐ 10 minutes past 8

☐ seven forty

☐ 10 minutes to 8

(1)

Assessment developed by: Brombacher and Associates©

19. Complete.

a) 49 days = _____ weeks (1)

b) $1\frac{1}{5}$ hours _____ minutes (1)

20. If 1 cup = 250 millilitres, how many millilitres are there in $\frac{4}{5}$ cup?

_____ ml (1)

21. A mug and a bottle are used to fill a 5 litre bucket. How many of each should be used to fill the bucket? *Give at least 4 different answers.*

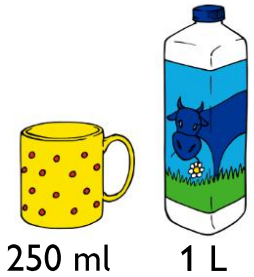

(2)

22. Luke records the different colour cars that drive past his house on a Saturday morning for an hour. The tally chart shows his results.

red	𝍸 I
white	𝍸 𝍸 𝍸 𝍸
blue	𝍸 III
grey	𝍸 𝍸 𝍸 II
yellow	IIII

a) Which colour car drove past least frequently?

(1)

Assessment developed by: Brombacher and Associates©

b) How many times did a grey car drive past Luke's house?

(1)

c) How many cars drove past his house in total while he was recording?

_____ cars (1)

23. A survey was done with the Grade 5s where they had to choose which of the four meals they liked best. The pie chart shows the results.

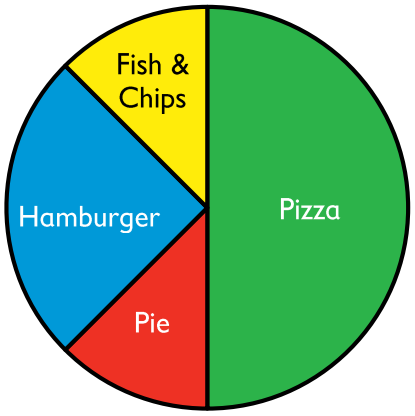

a) What fraction of the Grade 5s chose Pizza as their favourite?

(1)

b) What fraction of the Grade 5s chose Fish & Chips as their favourite? *Tick the correct option.*

☐ $\frac{1}{8}$ ☐ $\frac{1}{5}$ ☐ $\frac{1}{4}$ ☐ $\frac{1}{2}$ (1)

Assessment developed by: Brombacher and Associates©